

# Care Management PCMH Committee

## Person-Centered Medical Home Program Update June 8, 2022



# PCMH Program Status

As of May 31, 2022

PCMH Program Participants		Sites		Providers	
4/30/22	5/31/22	4/30/22	5/31/22	4/30/22	5/31/22
123	124	577	565	2,420	2,395
95 PCMH Approved Practices  NCQA Sustained Recognition		19 Glide Path Practices  Working Towards NCQA Recognition		1 Glide Path Renewal Practices  Working towards NCQA Renewal Recognition	
				16 PCMH Accredited Practices  Includes FQHCs	

Note: 6 Practices have sites in both PCMH & Glide Path, and 1 Practice has sites in both PCMH & Glide Path Renewal

# PCMH Approved Practices

## PCMH Approved Practices

4/30/22

**94**

5/31/22

**95**

New Approved Practices: 0

Completed Glide Path: 2

Termed Practices: 1

## PCMH Approved Sites

4/30/22

**371**

5/31/22

**377**

New Approved Sites: 13

Completed Glide Path: 7

Sites Termed: 14

## PCMH Approved Providers

4/30/22

**1,703**

5/31/22

**1,714**

Completed Glide Path: 26

Providers Added: 74

Providers Termed: 89

# PCMH Adult & Pediatric Practices

**95** PCMH Approved  
Practices

**377**  
PCMH Approved Sites

**38** Internal  
Medicine  
PCMH  
Practices  
with **181** Sites

**22** Family  
Medicine  
PCMH  
Practices  
with **96** Sites

**53** Pediatric  
PCMH  
Practices  
with **99** Sites

**1** Geriatric  
PCMH  
Practice  
with **1** Site

*This data reflects current information through May 31, 2022*

*Note: 8 Practices have sites in 3 of the 4 categories & 3 Practices have sites in 2 of the 4 categories.  
Sites are counted once.*

# PCMH Glide Path Practices

## Glide Path Practices

4/30/22

**19**

5/31/22

**19**

New Practices: 4

Completed Glide Path: 2

Practices Termed: 2

**1**

## Glide Path Renewal Practice

No Change

## Glide Path Sites

4/30/22

**62**

5/31/22

**44**

New Practice Sites: 4

Completed Glide Path: 7

Sites Termed: 15

## Glide Path Providers

4/30/22

**149**

5/31/22

**113**

New Providers: 9

Completed Glide Path: 26

Providers Added: 0

Providers Termed: 19

**1 Sites  
2 Providers**

No Change

# PCMH Accredited Program Participants

Federally Qualified Health Centers (FQHCs) and FQHC look-alikes are program participants\*

## PCMH Accredited Participants

4/30/22

**16**

5/31/22

**16**

No Change

## PCMH Accredited Sites

4/30/22

**143**

5/31/22

**143**

Sites Added: 0

Sites Terminated: 0

## PCMH Accredited Providers

4/30/22

**566**

5/31/22

**565**

Providers Added: 2

Providers Terminated: 3

\*Federally Qualified Health Centers (FQHCs) and FQHC look-alikes are PCMH program participants if they are pursuing and/or have obtained the Joint Commission Ambulatory Care accreditation with Primary Care Medical Home certification as well as NCQA recognition.



# PCMH CY2022 Program Recruitment

## Recruitment as of May 31, 2022

- **31 Practice Sites**
  - 8 New Practice Sites
  - 23 New Sites from Current PCMH Practices
- **70 Providers**
  - 20 From New Practice Sites
  - 50 From New Sites from Current PCMH Practices

## Practice Recruitment Opportunities

4 Practice Sites

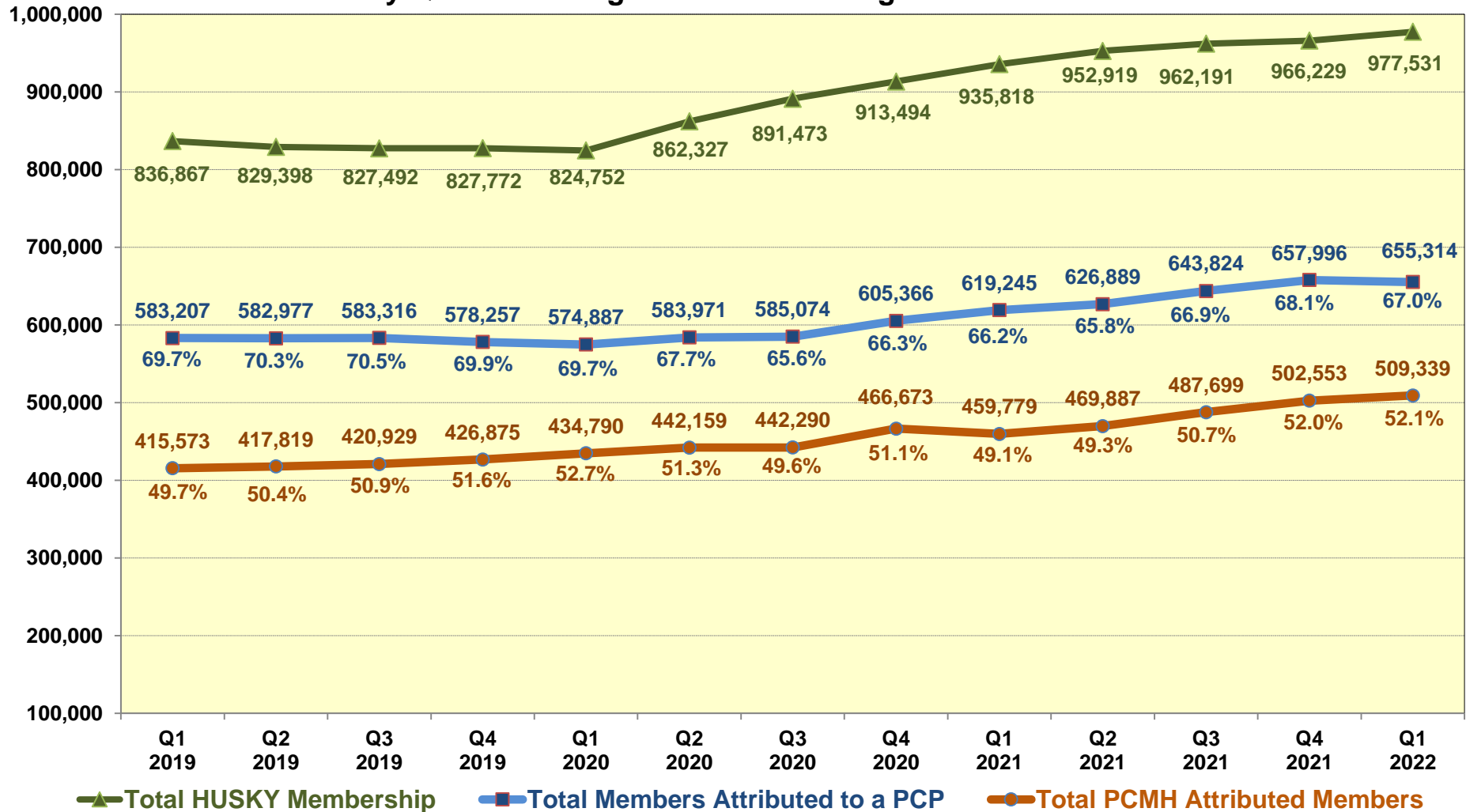
7 Providers

These are eligible primary care practices that are most likely to enroll in the PCMH program in 2022.

# PCMH Program Member Attribution

Summary of Total HUSKY Membership, Total Members Attributed to a PCP  
and Total PCMH Attributed Members

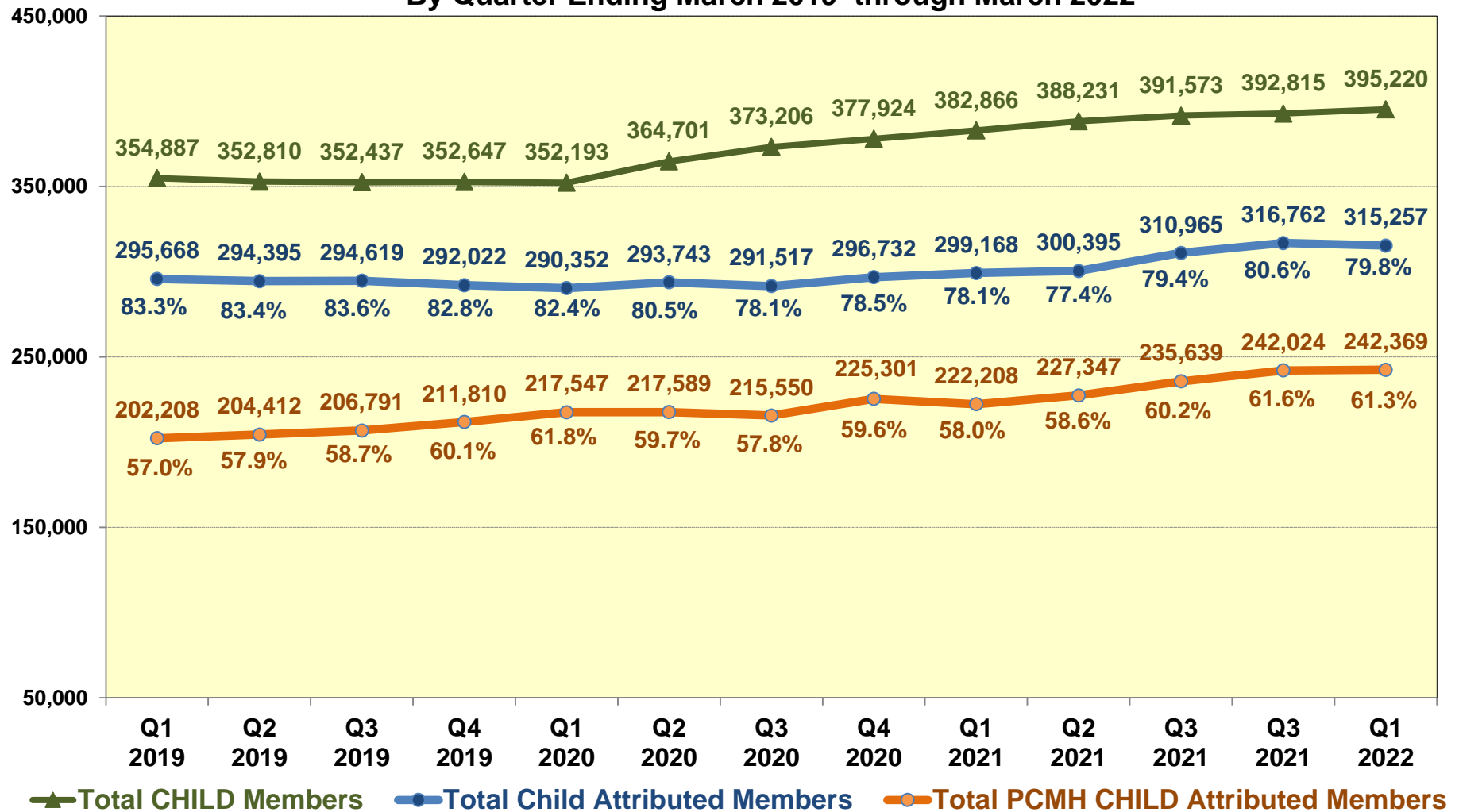
By Quarter Ending March 2019 through March 2022





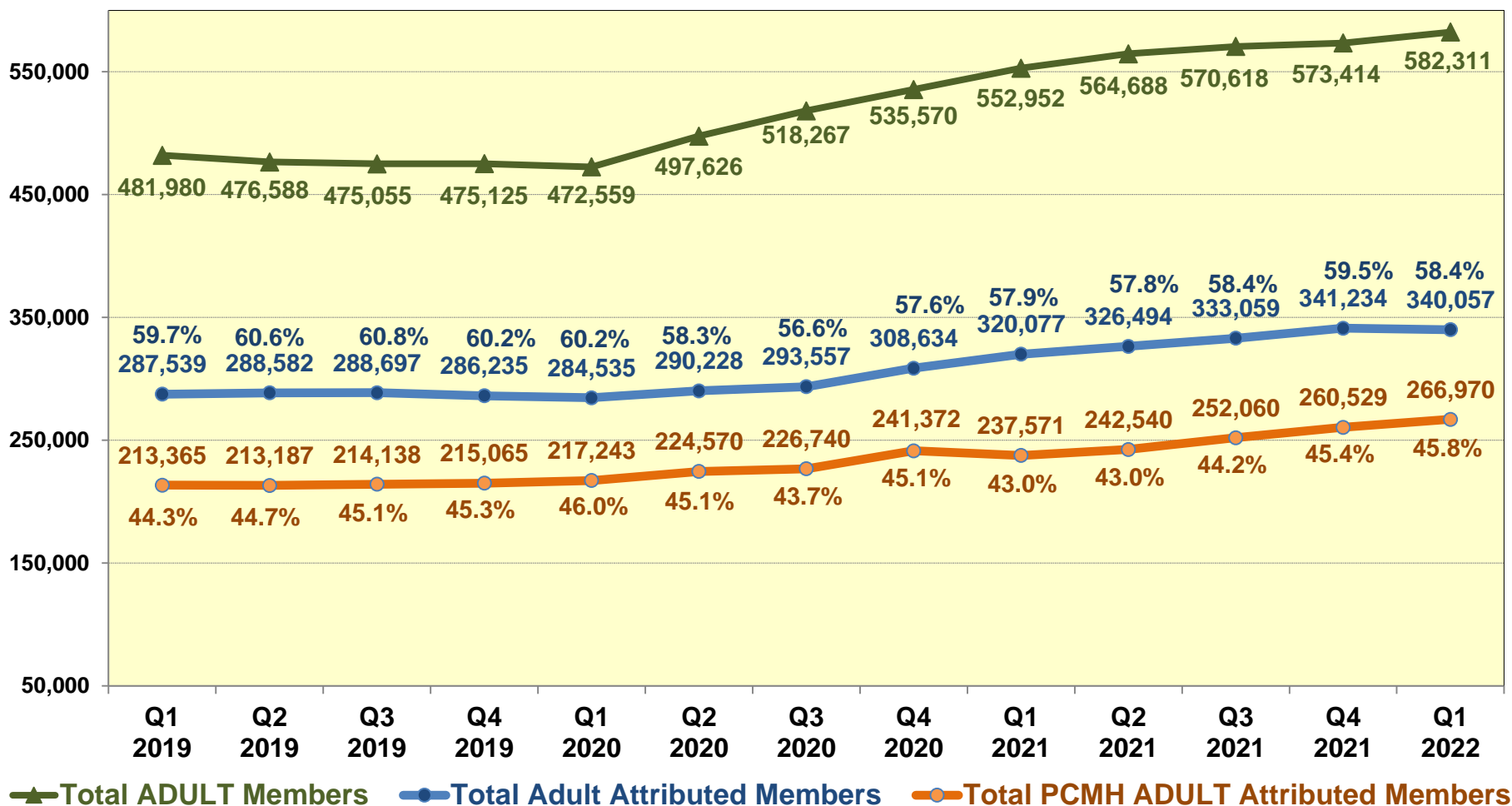
# PCMH Program CHILD Member Attribution

Comparison of Total CHILD Members, Total CHILD Attributed Members,  
and Total PCMH CHILD Attributed Members  
By Quarter Ending March 2019 through March 2022

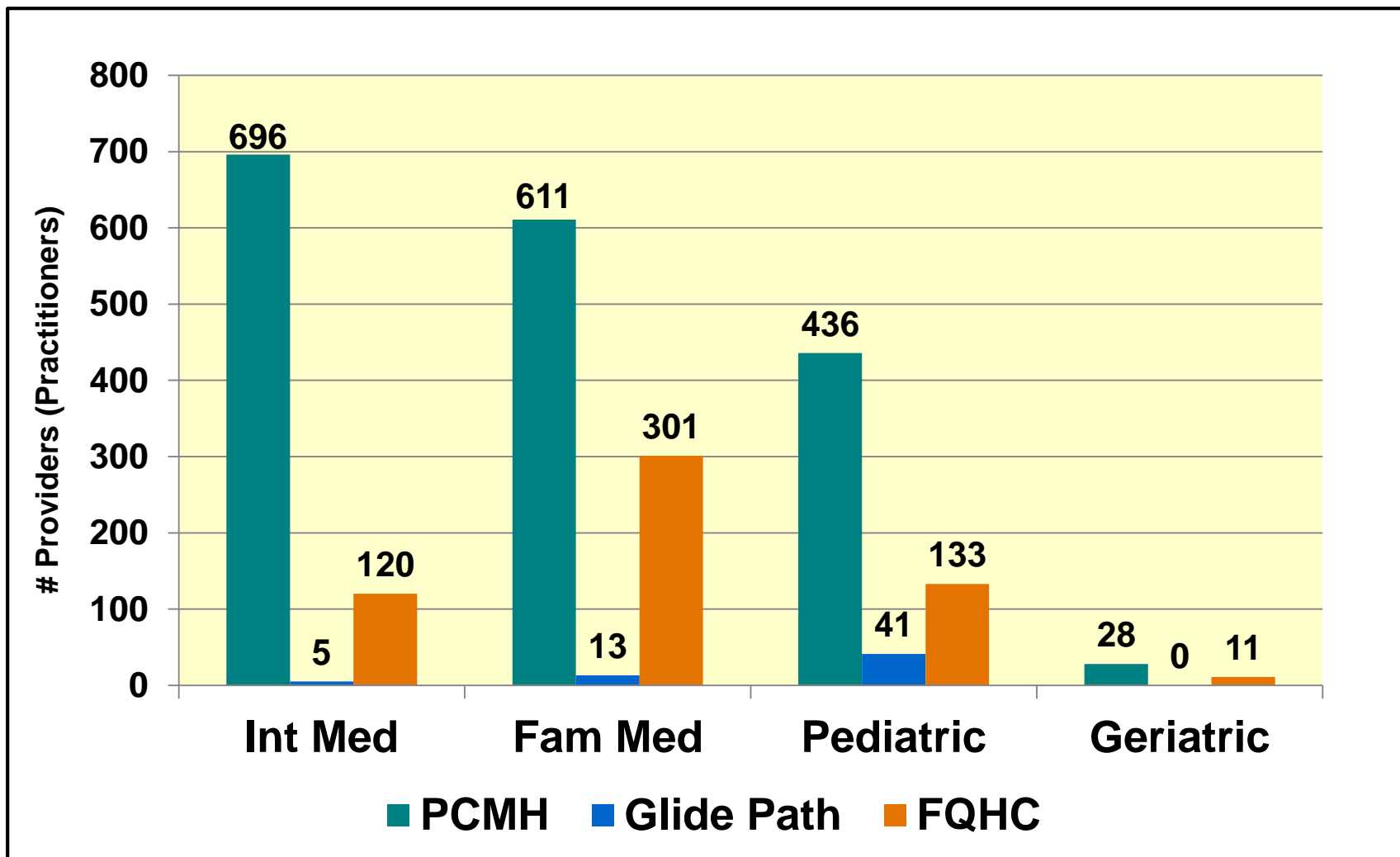


# PCMH Program ADULT Member Attribution

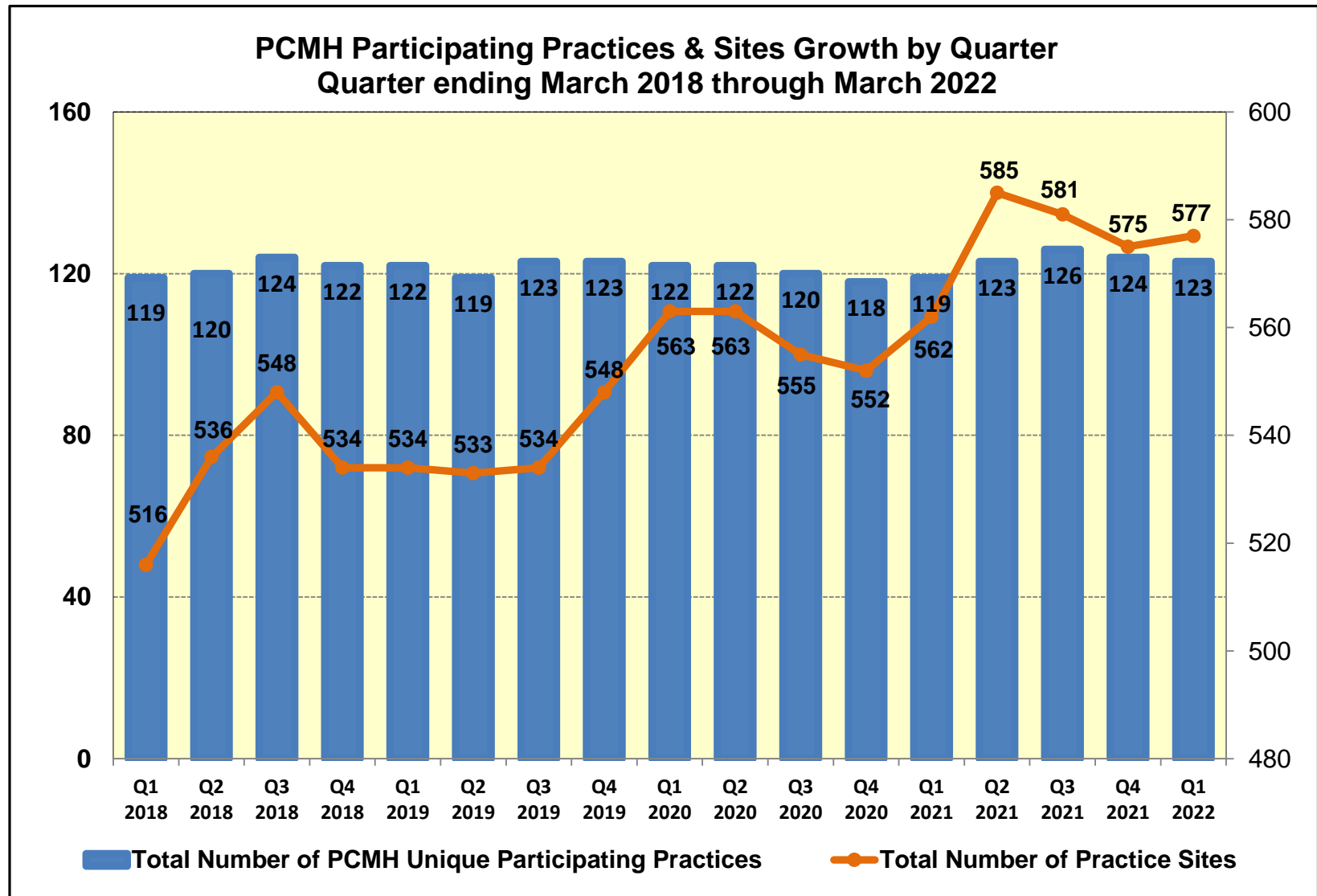
Comparison of Total ADULT Members, Total ADULT Attributed Members,  
and Total PCMH ADULT Attributed Members  
By Quarter Ending March 2019 through March 2022



# Provider Specialty by PCMH Program Participation as of May 31, 2022

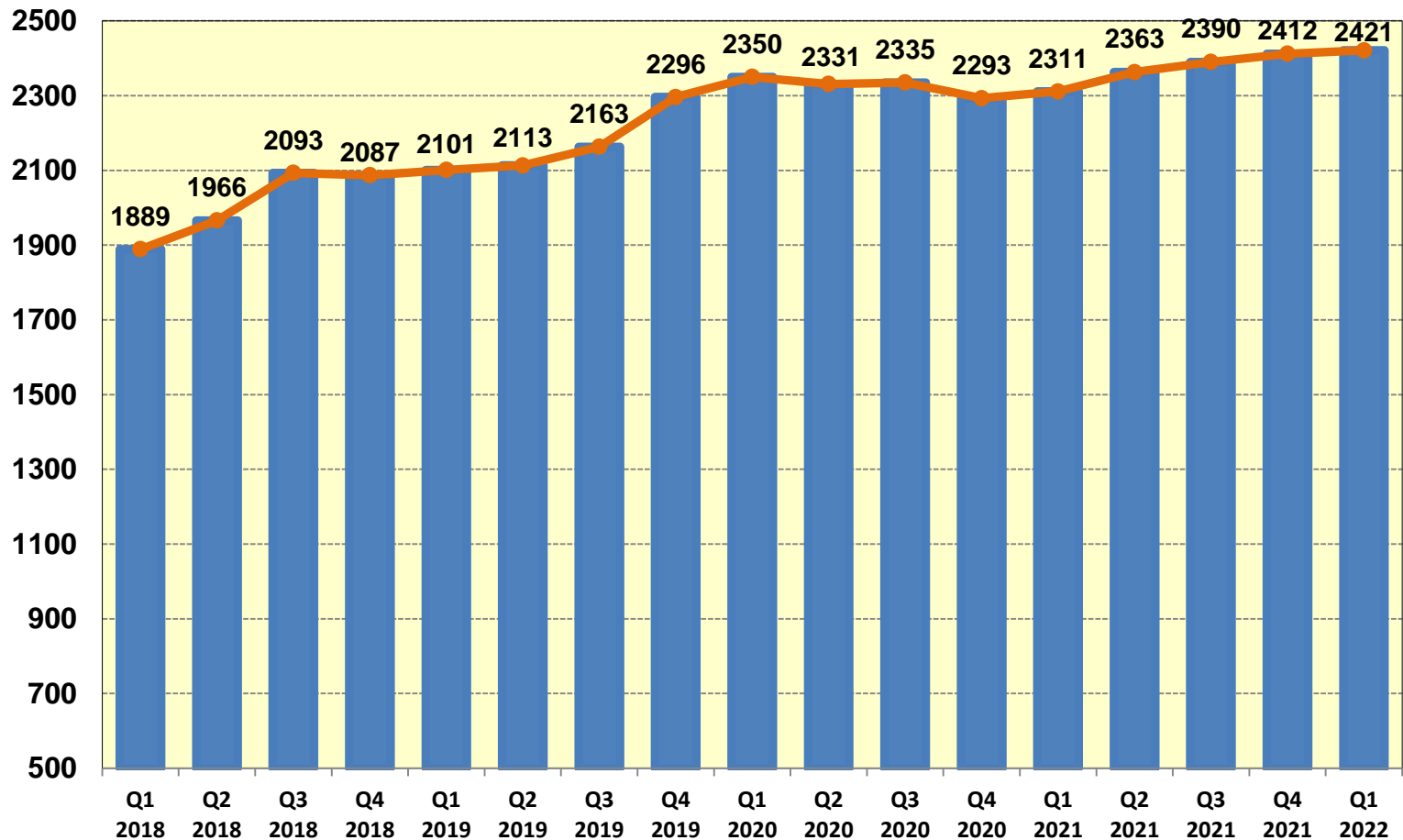


# PCMH Program Growth-Practices & Sites



# PCMH Program Growth - Providers

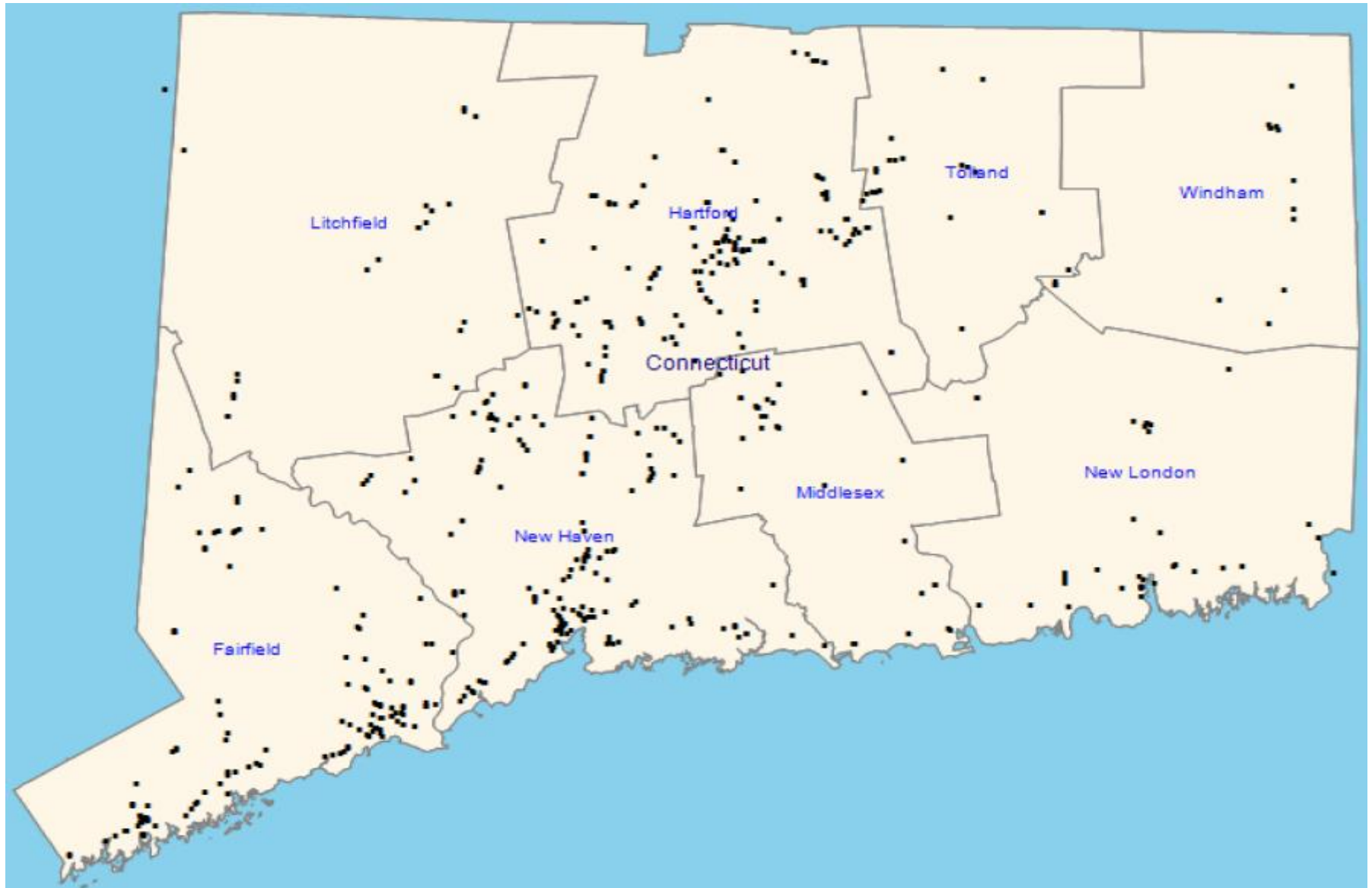
PCMH Total Participating Providers/Practitioners by Quarter  
Quarter ending March 2018 through March 2022





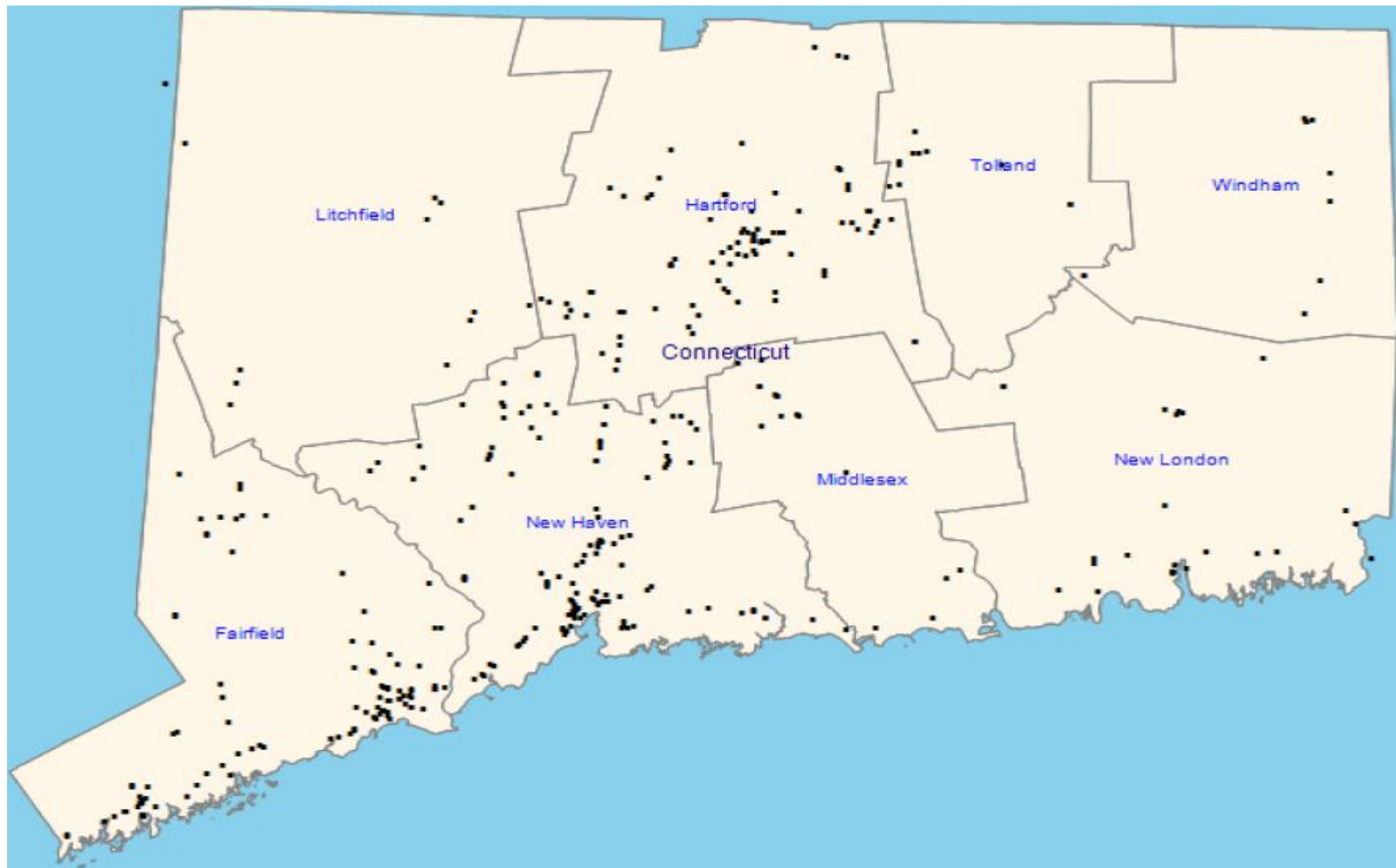
# PCMH Practice Site Locations

# All PCMH Program Practice Site Locations



Note: Data is as of March 31, 2022 – Maps are updated quarterly.

# Internal Medicine PCMH Program Practice Site Locations

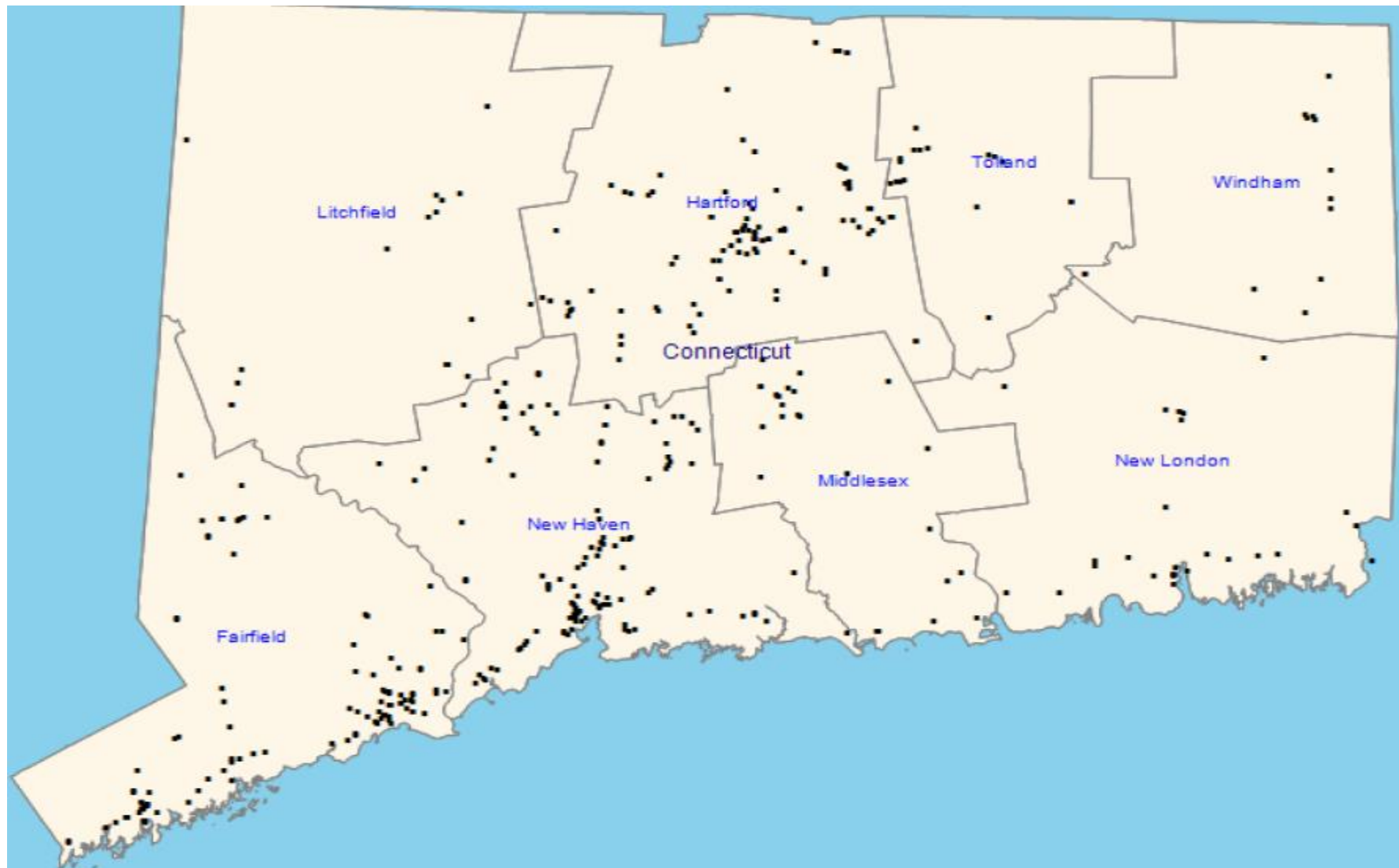


Note: Data is as of March 31, 2022 – Maps are updated quarterly.



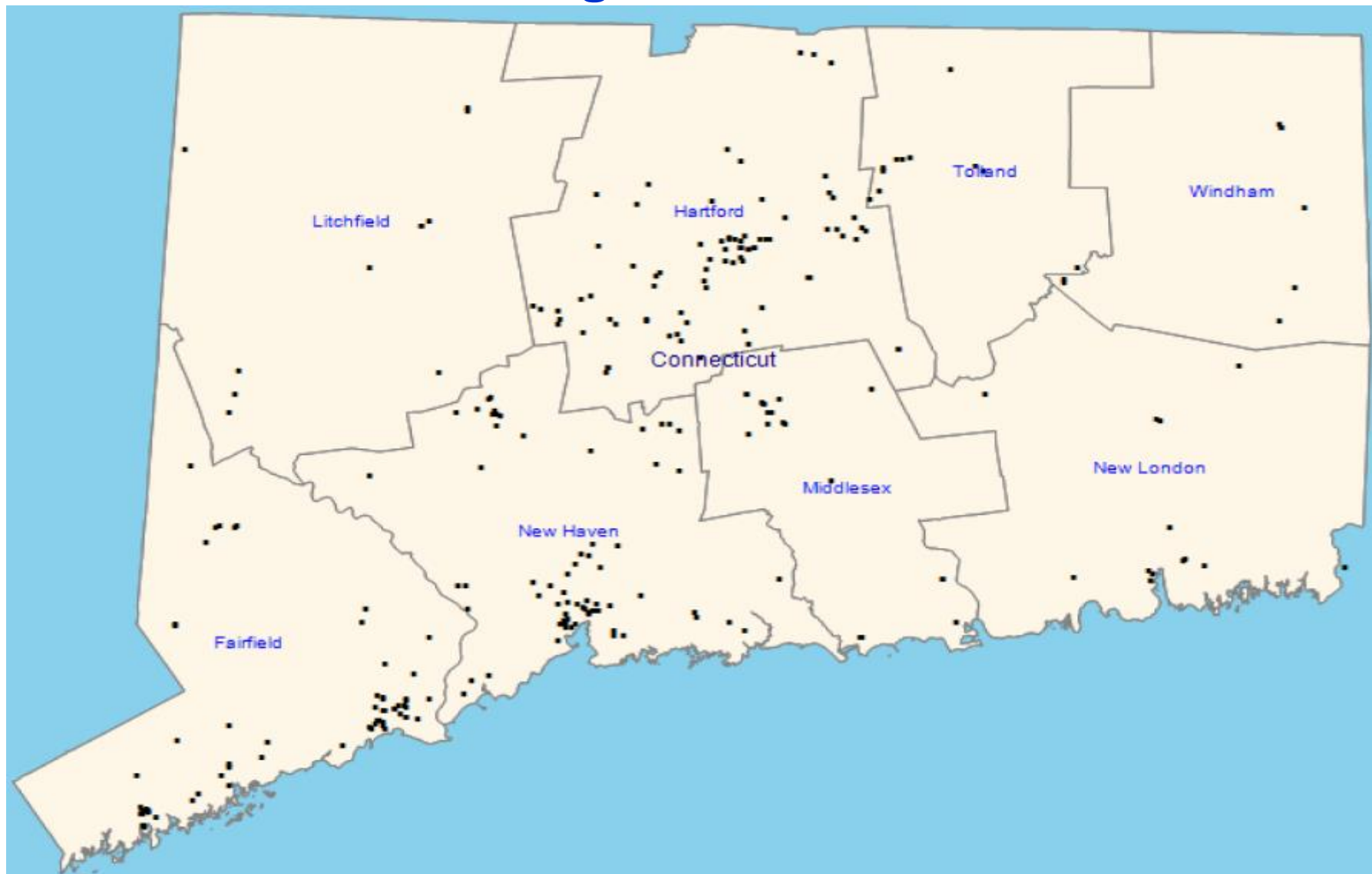
# Family Practice PCMH Program

## Practice Site Locations



Note: Data is as of March 31, 2022 – Maps are updated quarterly.

# Pediatric PCMH Program Practice Site Locations



Note: Data is as of March 31, 2022 – Maps are updated quarterly.